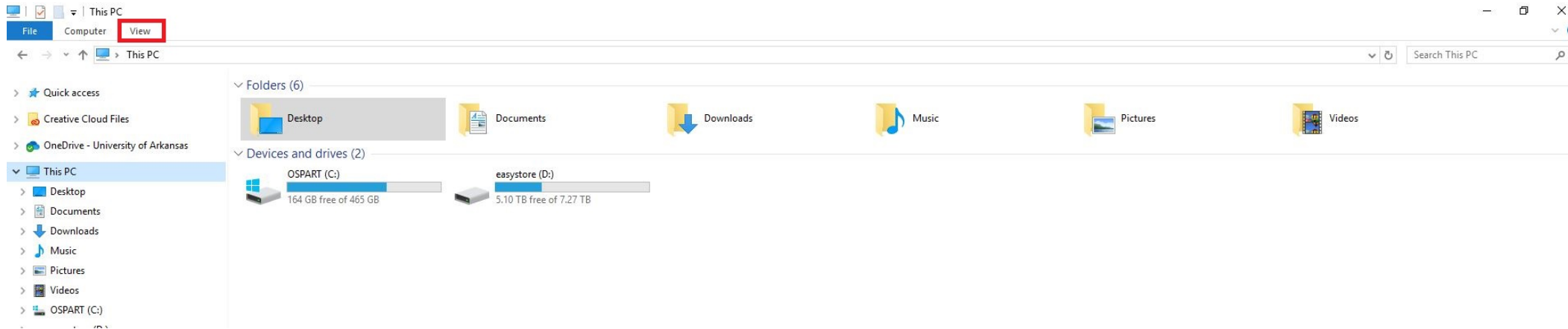


To submit the log data, create a zip folder and email it to us. In order to create the zip folder, there are two ways. You can follow either anyone of the ways.

First way (only windows user):

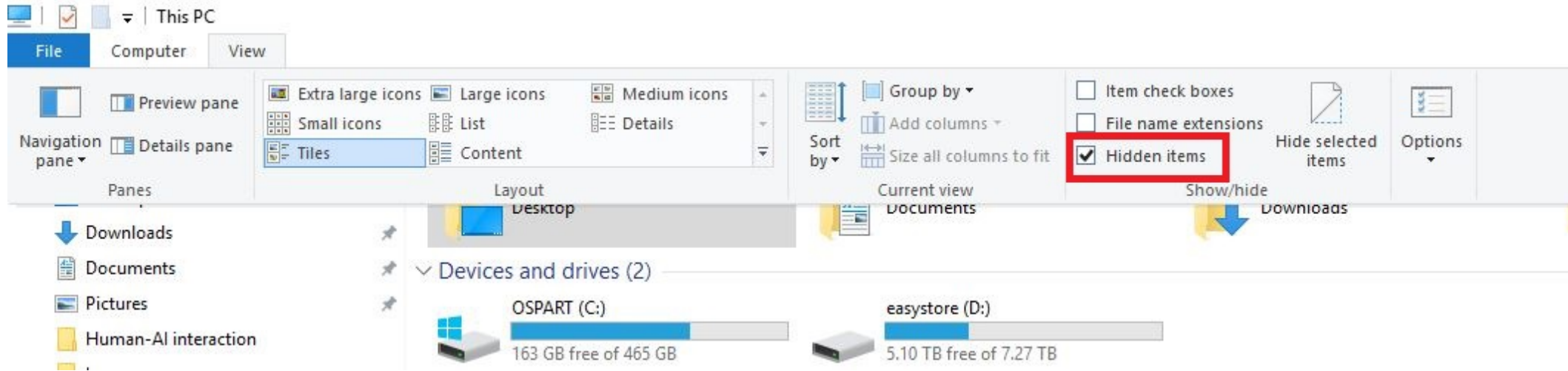
Step 1:

Go to “This PC/ My Computer” and select the “View” as shown in the picture.



Step 2:

From the dropdown menu select hidden as shown in the pic.



Step 3:

Then go the specific location as follows:

C:\Users\Yourusername\AppData\Local\Energy3D\app

Step 4:

Copy and create zip the folder called "log".

Second way:

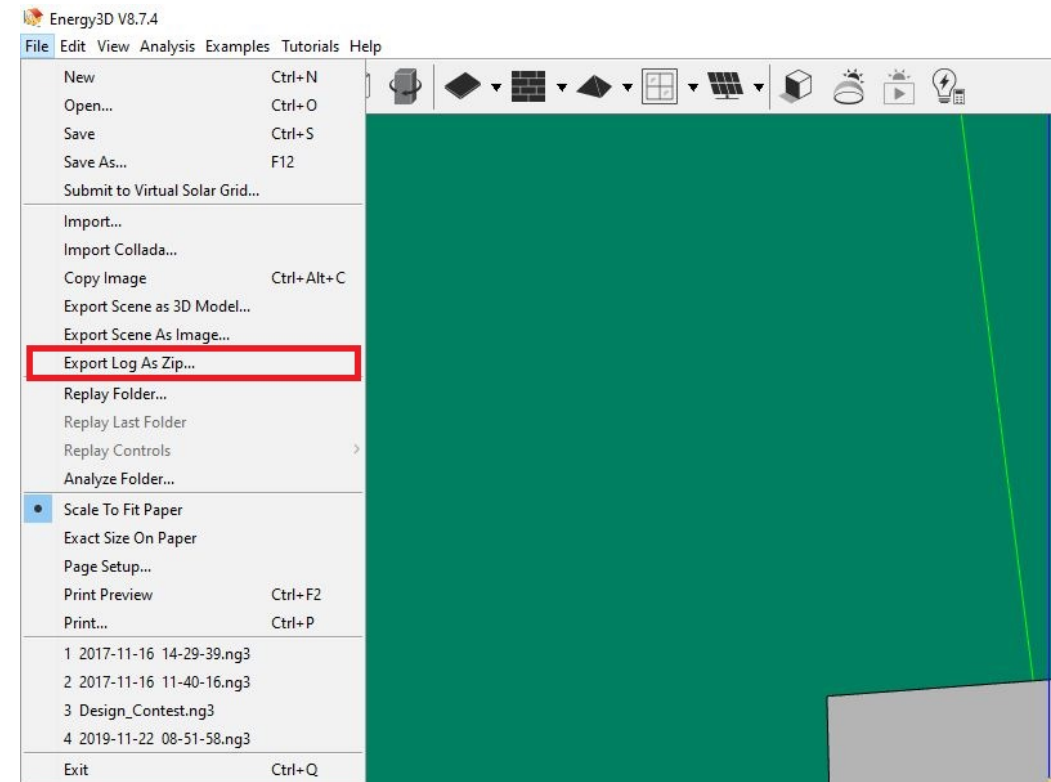
The second way is much simpler as it creates zip folder directly from directly from Energy3D. However, it may require a long time to create the zip folder.

Step 1:

Go to Energy3D and select “File” and from the dropdown menu select “Export log as Zip”.

Step 2:

Choose a specific folder in your computer and create file name as “Log”



Once you have created the zip file of the log folder, email it together with the following completed documents to uarksolardesigncontest@gmail.com

- Design answer sheet
- Design report
- 2D sketch

These documents can be found on our website: <https://sidilab.net/sidi-resources/cad-based-solar-design-contest/>